

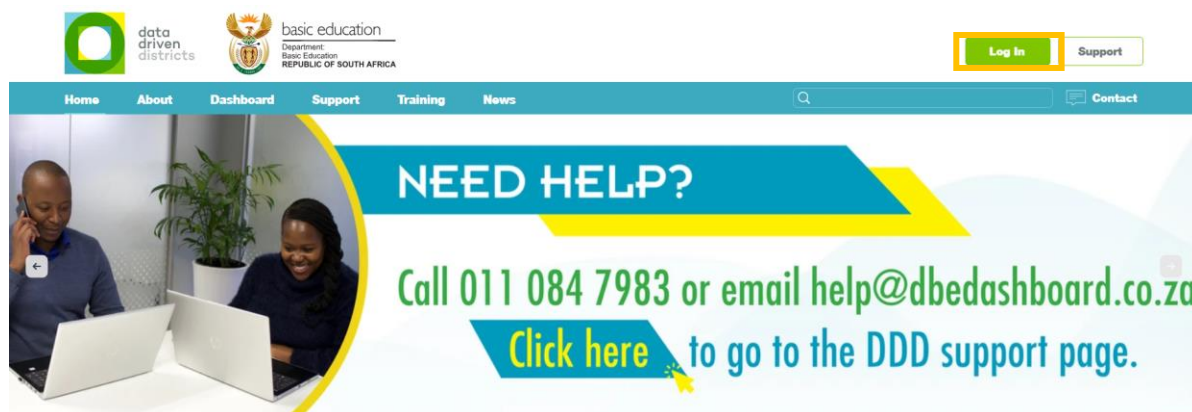
How to log in to the dashboard as a returning user



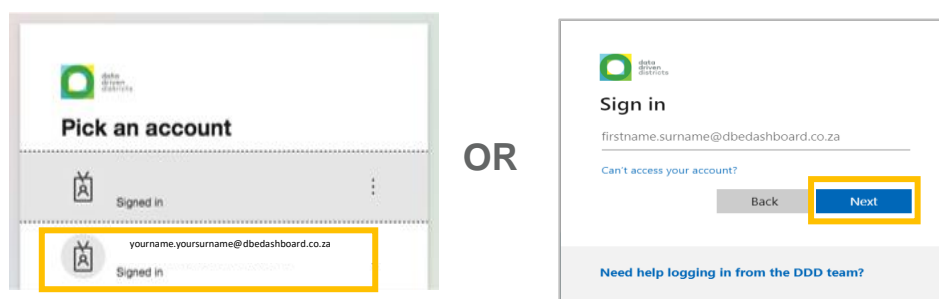
1 Open your internet browser (either Google Chrome or Microsoft Edge) and type www.dbedashboard.co.za then press enter.




2 On the DDD website, **click on the log in button** to be directed to the dashboard login page.



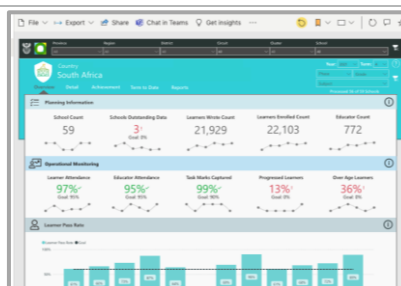
3 Once the following screens appears, **click on your username OR enter name.surname@dbedashboard.co.za** then click "Next"



4 Enter your dashboard password and select "Sign in".



5 You will then be directed to the dashboard.



For further assistance please contact Help@dbedashboard.co.za or 011 084 7983

