

NEW TOOLS



The new Masterlist app has rolled out, enabling district officials to update, approve and upload Masterlist info in an automated, easier way.



A modernised, web-based Valistractor app is in testing and rolls out in Q4, making it easier to submit data and eliminating the problem of schools running different versions of Valistractor.

LEARNING & DEVELOPMENT



5

Users can earn five SACE CPTD points for each DDD webinar attended (if you submit SACE details when booking). The same will soon apply to in-person DDD training.



New training modules are live on the DDD Learning Hub for the Achievement and Term to Date pages. Product Handbook courses are also available for EMIS officials, offering the "inside track" on technical aspects of the dashboard.



A new Insights & Innovation blog is live on the DDD website, providing valuable tips on how to make even better use of your data insights. [Click to read more.](#)

LATEST ENHANCEMENTS



1

PI IN LEARNER CHART REPORT



Personal information (PI data) of learners is now available in the Learners Chart Report download (via a new button) for officials with authorised PI access.

2

NSC DATA FOR 2021/2



NSC data for 2021/2 is now included on the Detail page (in the top pie chart and in the Promotion section) – a critical reference point for setting targets and tracking year-on-year improvement.

3

FET PASS QUALITY



FET Pass Quality is included in the Learner Information data download and will soon be included in the Learner Chart Report as well. **IMPORTANT:** This reflects in data submitted from 11 September 2023 onwards.

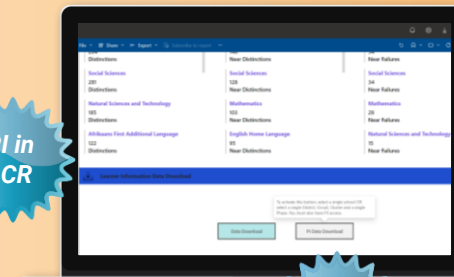
4

QUICKER LOGIN

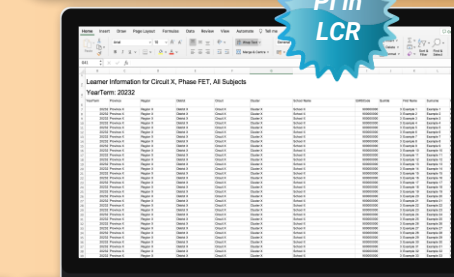


The login button on the DDD website now clicks straight to the dashboard login window – a simpler, more direct process.

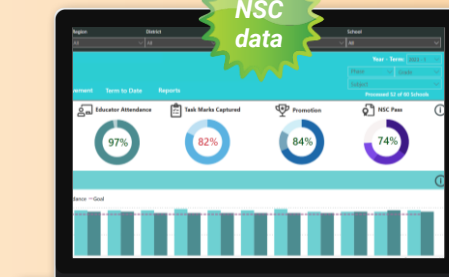
PI in LCR



PI in LCR



NSC data



5

DATA CONSISTENCY

- Numbers in the Outstanding Schools list now match what is shown on the Overview Page, making it easier for EMIS and Circuit Managers to identify and support submissions from schools with outstanding data.
- The Processed Schools count (top right of the dashboard) aligns to provincial Masterlists and displays consistently throughout.



Want to suggest a change or report an issue on the dashboard? Use the website chatbot or [email us](#). All requests are reviewed, qualified, validated and prioritised to ensure that they add the most value and/or efficiency, in the best possible way.

