

NEW TOOLS



The new version of Valistractor has rolled out.

- Well over 10 000 schools across South Africa are successfully submitting data.
- The old version has been deactivated.
- Anyone trying to submit via the old version sees a pop-up window redirecting them to the new version instead.

Useful links for users:

- [Installation guide](#)
- [Tips for submitting help queries](#)

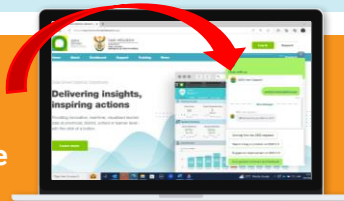
LEARNING & DEVELOPMENT



22 self-help video clips and PDF guides are now available in the Media section of the **DDD Learning Hub**.

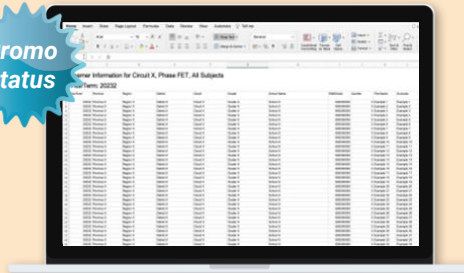


Selected SA-SAMS training material can also be accessed via the Hub (click on the "Category" drop-down menu in the Media section and select "SA-SAMS Media Library").



Want to suggest a change or report an issue on the dashboard? Use the website chatbot or [email us](#).

LATEST ENHANCEMENTS



1

LEARNER PROMOTION STATUS

The Learner Information data download Excel file includes a Previous Year Promotion column with each learner's promotion status from the previous year, based on term 4 final data, and matched to their school. This enables officials to identify how each learner performed, what proportion were progressed/promoted in an entity, grade or subject, and whether this value has increased or decreased.

2

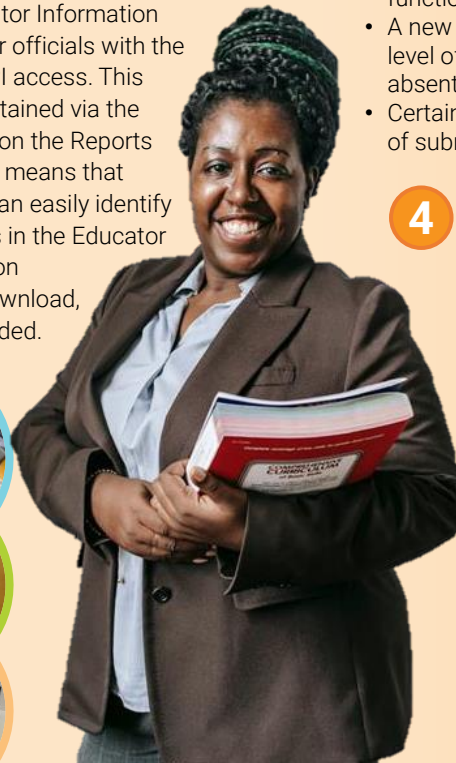
TERM TO DATE UPDATES

- The number of learners absent for 3+ consecutive days is now the first metric in the attendance section table, and aligns with DBE policy.
- The sub-entities table (below attendance section) includes school EMIS numbers in the drop-down; an indicator of learners absent for 10+ consecutive days; and back-end functionality to allow for the future inclusion of reasons for educator absenteeism.
- A new button shows Absent Educators Information (visible to those with the relevant level of approved PI access), enabling officials to identify specific educators who are absent, and follow up accordingly.
- Certain inconsistencies have been successfully resolved to ensure correct representation of submissions and dates, as well as consistent educator and school counts.

3

EDUCATOR PI AVAILABLE

Personal Information (PI) data is available in the Excel data download of the Educator Information Report, for officials with the relevant PI access. This can be obtained via the PI button on the Reports page, and means that officials can easily identify educators in the Educator Information Report download, when needed.



4

STREAMLINED PAGES

- The **Overview page** (the first to load when a user logs in) previously contained many live calculations, which made the page slow to load when the dashboard was busy. These stats are already repeated elsewhere on the dashboard, and so have been removed from this section. [Overview page summarised](#) | [Video demo](#)
- A new **Trends page** has been added, containing key metrics shown over time.
- Additional buttons have been added to the **Reports page** to provide quicker access to schools outstanding info, PI and data downloads.
- The **Detail page** has a shorter, consolidated view, with buttons providing access to more detail. This reduces scrolling by about 95%, while ensuring that all the same insights are still available within a couple of clicks. [Detail/trends pages summarised](#) | [Video demo](#)

The above changes all designed to contribute to better overall dashboard performance and more efficient use.

