

# Important Learner Attendance update in Valistractor 5.3.2



## Attendance



The learner attendance validation now checks for attendance per class AND gender for greater accuracy.

\*As a result of the stricter validation requirements, the extraction threshold for attendance has been temporarily lowered to 80%.

Week Date (Friday)	Grade	# Learners Enrolled	# Learners Captured	% Complete
28/07/2017	Grade 1 - 9	765	125	17%
	Grade 1	88	44	50%
	Grade 2	81	0	0%
	Grade 3	81	81	100%
	Grade 4	89	0	0%
	Grade 5	83	0	0%
	Grade 6	85	0	0%
	Grade 7	94	0	0%
	Grade 8	80	0	0%
04/08/2017	Grade 1 - 9	765	0	0%
11/08/2017	Grade 1 - 9	765	0	0%


The attendance grid now shows the number of learners enrolled, number of learners with attendance captured and the percentage completeness of attendance data per week.

The attendance detail grid now shows the name of the class with attendance captured including the number of male and female learners in the class.

Week Date (Friday)	Grade	Class	# Males	# Females
28/07/2017	Grade 1 - 9	3	68	81
	Grade 1	1A	23	21
	Grade 2		0	0
	Grade 3	5A	21	19
	Grade 3	3B	19	22
	Grade 4		0	0
	Grade 5		0	0
	Grade 6		0	0
	Grade 7		0	0
04/08/2017	Grade 1 - 9	0	0	0
11/08/2017	Grade 1 - 9	0	0	0

For help with Learner Attendance, click on the help button in the Learner Attendance page or send us an email at [help@dbedashboard.co.za](mailto:help@dbedashboard.co.za)





data  
driven  
districts

# DDD

## Valistractor 5.3.2

### Release Notes

# Table of Contents

---

1. Background.....	3
2. New Features .....	3
Attendance by Grade, Class and Gender .....	3
Learner Promotion Decisions .....	5
Educator Subjects.....	6
Monthly Extract Submissions .....	7

## 1. Background

---

The purpose of this document is to provide details around the newer functionality included in version 5.3.2 of the Valistractor.

## 2. New Features

---

### Attendance by Grade, Class and Gender

The attendance screens have been updated to show attendance captured by **grade, class** and **gender**, as it aligns with how SA-SAMS captures and reports on attendance. To view the captured attendance statistics click on any of the attendance weeks in the current attendance grid, and you will be directed to a more detailed screen.

The attendance grid will now show the weeks, grades, number of learners enrolled, number of learners captured and the captured completeness percentage.

The number of learners enrolled is a value calculated based on the dates of entry and exit of each learner in the SA-SAMS database.

The number of learners captured is the total number of learners for which attendance was captured. This is determined and stored by SA-SAMS at the point of capturing the absenteeism, and is the total number of learners who were allocated to each class when the absenteeism was captured.

A detailed grid showing the weeks, grades, classes, number of males and number of females captured is accessible from the main grid and provides the user with enough detail to view any potential errors or missing data.

**Note:** In cases where learners are added to classes after the absenteeism was already captured, it will have an impact on the metrics measured in this test. It is therefore important for schools to maintain the learners and class allocations as timeously as possible.

## Attendance by Grade, Class and Gender

Users can now view a detailed grid of attendance statistics by grade, class and gender

To view a detailed grid of attendance, **click on the grade** in the current attendance grid

1

Week Date (Friday)	Grade	#Learners Enrolled	#Learners Captured	#Complete
13/01/2017	Grade 8	27	27	100%
20/01/2017	Grade 8	27	27	100%
27/01/2017	Grade 8	27	27	100%

Click

### Learner Attendance Details


2 The grid below is a representation of the attendance captured per week per class for the period being validated. Please use this information to attendance data is missing. Use this grid in conjunction with the Learner Attendance grid, found previously in this report.

Week Date (Friday)	Grade	Class	# Males	# Females
<input type="checkbox"/> 13/01/2017	Grade 8 - 12			
<input type="checkbox"/> 20/01/2017	Grade 8 - 12			
<input type="checkbox"/> 27/01/2017	Grade 8 - 12			
	Grade 8	Grade 8A	23	24
	Grade 8	GRADE 8B	13	23
	Grade 8	GRADE 8C	25	21
	Grade 8	GRADE 8D	15	17
	Grade 8	GRADE 8E	11	19
	Grade 8	GRADE 8F	22	11
	Grade 8	GRADE 8G	11	15
	Grade 9	Grade 9A	27	47

## Learner Promotion Decisions

From Valistractor 5.3 onwards, promotion decisions will be validated to ensure that they are within allowed SA-SAMS configured promotion decisions.

### Learner Promotion




Valistractor will now validate that only valid learner promotion decisions are captured.

To view a detailed grid of invalid promotion decisions, click on the **#Learners with invalid Promotion decisions** column in the current Learner Term Achievement Grid

1



Grade	# Learners	# Learners in Promotion table	# Learners not in Promotion table	# Learners with invalid Promotion decisions
8	222	220(99%)	2	20
9	158	157(99%)	1	17
10	305	303(99%)	2	20
11	238	197(89%)	41	17
12	194	194(100%)	0	10

Click



2

#### Invalid Promotion Decisions

It is expected that only promotion decisions of P and NP are used, for achieving promotion and not achieving promotion, respectively. The grid below will highlight any codes that do not conform to this expectation.

The "#Learners" column shows how many learners have been assigned this Invalid Report Code for the period being validated.

IMPACT: Invalid promotion decisions will not be included in any promotion representations on the Dashboard.

Report Code	Description Term 1 to 3	Description Term 4	Description Term 4 with Deviation	#Learners
04	Not Promoted	Not Promoted	Retained	764
05	Promoted	Promoted	Progressed	307

## Educator Subjects

Previously where no assessments were captured for Grade 12 learners in Term 4, the subjects were highlighted in the Educator Subjects grid. Going forward, grade 12 learners will be ignored in the Educator Subjects taught grid when doing a Term 4 Final validation.

### Educator Subjects

For Term 4 validations, Grade 12 learners with no assessments will be ignored in the Educator Subjects grid

---

#### Subjects Taught by Educators

This grid will provide details on which subjects each of the educators teach. It provides the full list, as well as the total number of subject / grade combinations they teach. Also shown are the number of learners that have written assessments (Term 4 Final) or that are registered (Term 1-3 or midterm) for the subject and the total number of learners taught per educator.

The educators that appear in this list are all educators in the school that do not have a "Date Left" that precedes the end of the term being validated.

Note: As with the "Educators with Invalid Date Left", the list of educators displayed is based purely on "Date Joined" and "Date Left", irrespective of whether they are "Current" or "Archived". The educator subject links are used to calculate the Educator Attendance values at Grade level.

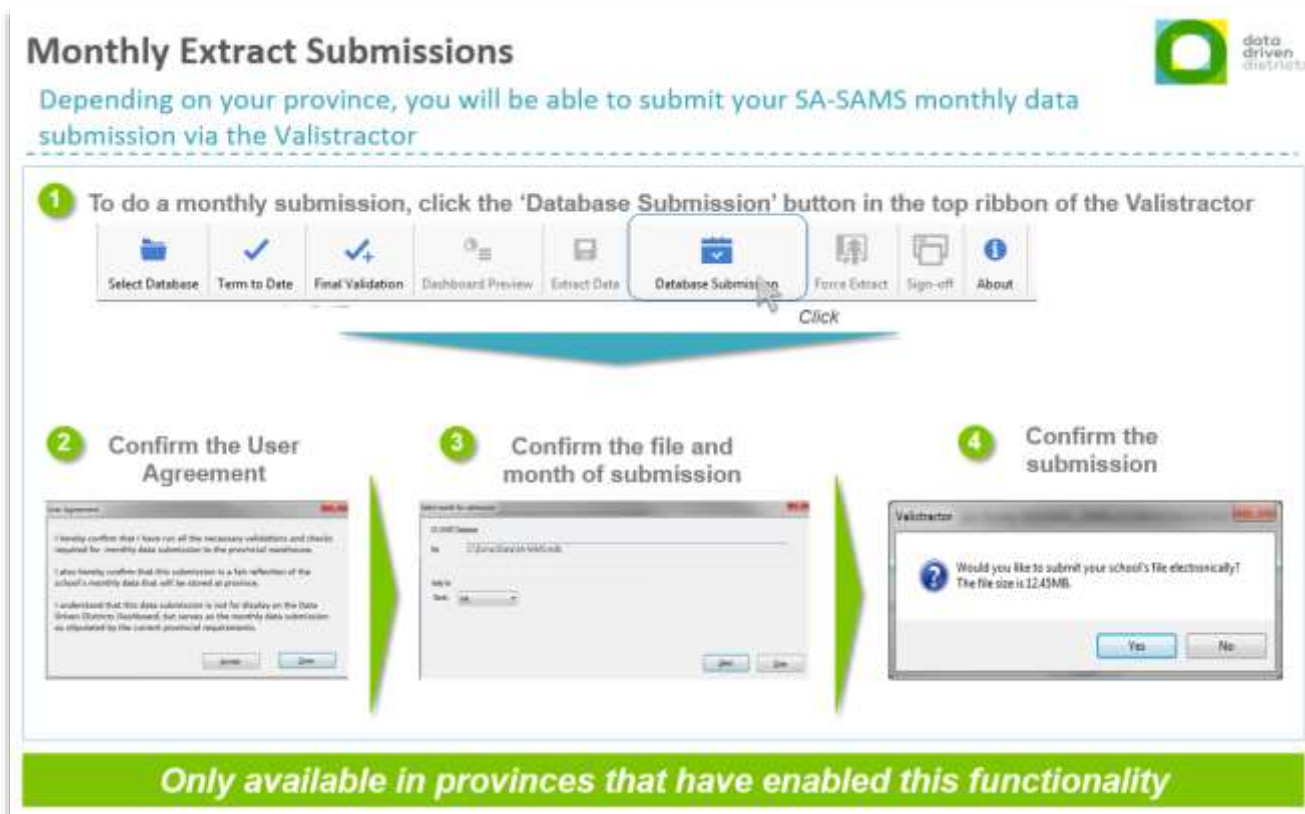
IMPACT: These subjects will have educators linked to them on the dashboard. The educator attendance per grade may be calculated and reflected incorrectly.

Educator ID	Name	Grade	Subject	# Subjects Taught	# Learners	Actual
00 2000704	Mubano	11	Business Studies (Gr 11)		237	Educator
00 2000704	Mubano	11	Economics (Gr 11)		169	Educator
00 2000704	Mubano	12	Economics (Gr 12)		0	Educator
<b>Total</b>				<b>3</b>	<b>406</b>	
00 2000704	Tshane	10	Mechanical Technology (Gr 10)		0	Educator
00 2000704	Tshane	11	Mechanical Technology (Gr 11)		23	Educator
00 2000704	Tshane	12	Mechanical Technology (Gr 12)		19	Educator
<b>Total</b>				<b>3</b>	<b>42</b>	

The grade 12 subjects with 0 learners will not be highlighted in red as a problem for **Term 4** validations.

## Monthly Extract Submissions

Where provinces have enabled the functionality, schools will be able to do their monthly data extract submissions via the Valistractor. A button on the front page of the Valistractor will provide the option for the school to submit their data directly to the Provincial Warehouse.



**Monthly Extract Submissions**

Depending on your province, you will be able to submit your SA-SAMS monthly data submission via the Valistractor

**1** To do a monthly submission, click the 'Database Submission' button in the top ribbon of the Valistractor

Select Database | Term to Date | Final Validation | Dashboard Preview | Extract Data | **Database Submission** | Force Extract | Sign-off | About

**2** Confirm the User Agreement

**3** Confirm the file and month of submission

**4** Confirm the submission

Only available in provinces that have enabled this functionality